

STYLISH RANGE OF PVCu WINDOWS & DOORS



CREATE A STYLISH WARM & SECURE HOME

Industry leading Kömmerling PVCu, windows and doors.

At first glance, PVCu windows and window profiles look very similar. However, on further inspection, you'll soon come to discover that their quality characteristics can differ considerably. KÖMMERLING as a window systems manufacturer enjoys an unrivalled global reputation for our high quality products and advanced technologies



THE SMART CHOICE

KÖMMERLING 70 is uncompromisingly good. It offers you all the benefits of a modern PVCu window, from cutting edge technological design to function, along with outstanding performance credentials and sympathy to the environment. It is also designed to satisfy future needs and requirements.

Maintenance for PVCu systems is simple and straightforward, with a routine 'wipe-clean' all that is required to keep the products looking their best. With no requirement for re-painting or re-varnishing, PVCu windows and doors will never fade, deteriorate or rust, even in harsh environments, or coastal locations.



QUALITY

Each of our products come with all the assurance you would expect from the UK's leading PVCu system.

Manufactured using state-of-the-art machine centres and dedicated production lines ensures you have precision engineered PVCu products every time.

SAFE & SECURE

Using police approved multi-point locking systems and the UK's most secure cylinder, we really have your security covered.

Ultions key features include:

- ◆ Double snap resistance
- ◆ Unique lock down mode
- ◆ 11 Individual pins
(twice as many as standard cylinders)
- ◆ Nearly 300,000 key combinations
- ◆ Anti drill, pick and bump



ULTION ★★★★★ **PLUS**



03 | PVCu WINDOWS



09 | FLUSH SASH WINDOWS



11 | PVC PANEL DOORS



13 | FRENCH DOORS




17 | COLOUR OPTIONS



18 | SECURITY



19 | ENERGY EFFICIENT



KÖMMERLING PVCu CASEMENT WINDOWS

Our O70 sculptured and C70 chamfered window has long been a market leader and a barometer for technical excellence. This C70 design offers a subtle chamfer at the edge, which is perfect for the requirements of modern living. The O70 has ovolo detailing to the edge of the window profiles and on the glazing beads. It's a perfect solution where a decorative, period detail is required, often matching to existing skirting boards. There's also the offer of several different colours including the on trend options of Anthracite Grey or Painswick (Agate Grey).

This window can also be made available with casement horns and Georgian bars, for a more period appearance, bolstered by the options of Irish and Golden Oak lifelike foiled finishes. It's also a window that offers incredible levels of energy efficiency for a 70 mm deep window with a market leading U_w -value of $1.2 \text{ W}/(\text{m}^2\text{K})$ and it also offers impressive sound reduction properties to 42dB.

KEY FEATURES

Application	Domestic / Commercial
Profile Sash	Ovolo/Chamfered
Security	Multi-point locking espag, Inline locking handle as standard
Frame depth	70mm
U Value	1.2 -1.4 $\text{w}/\text{m}^2\text{k}$
SH Max o/a width	700mm
SH Max o/a height	1300mm
TH Max o/a width	1300mm
TH Max o/a height	1300mm
WER	A - C
Add ons	15mm, 25mm, 50mm
Bead	Internal
Cills	85mm, 150mm, 180mm
Glazing	DG 28mm / TG 36mm
Astragal Bar	18mm
Run Through Sash Horns	Available



10 Year Guarantee



Made In Britain



Energy Efficient



Strong & Secure



SBD Accredited




Multi-point locking
espag



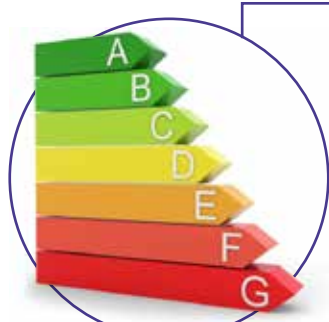
Run through sash
horns available



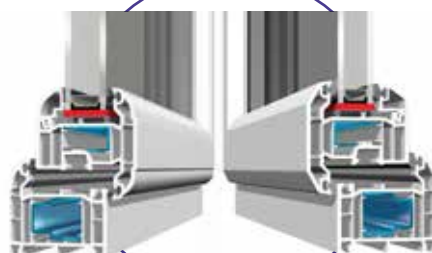
Double & triple
glazing options




Slim Inline locking handle



WER Rating of A - C



Available in O70
sculptured or C70
chamfered



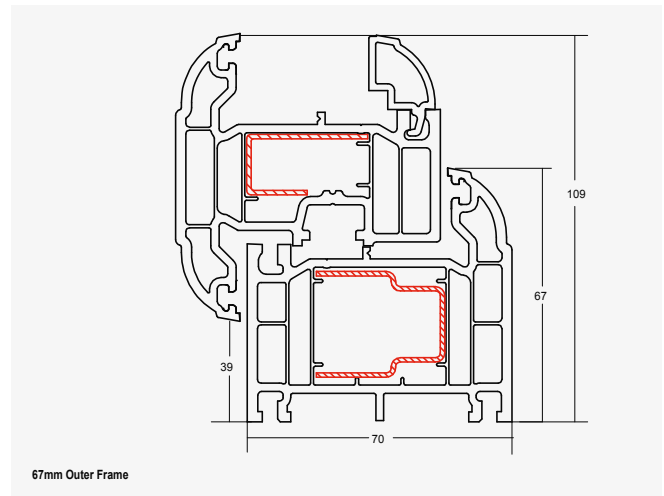
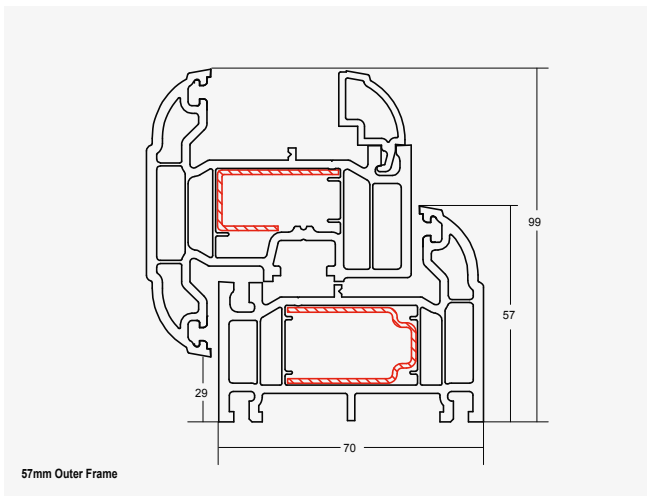
Full range of foil
colours available



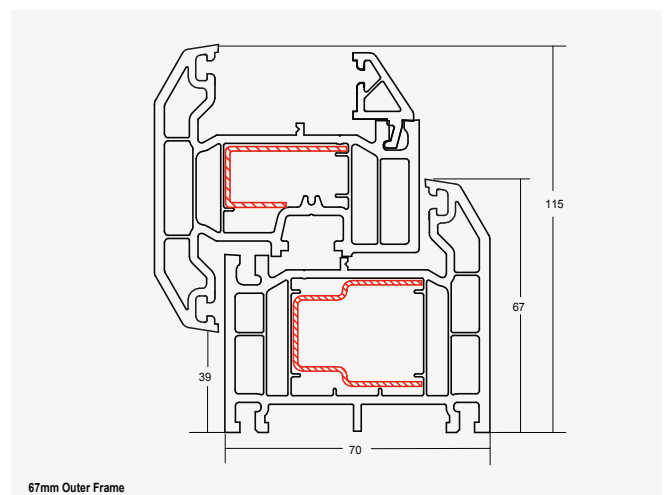
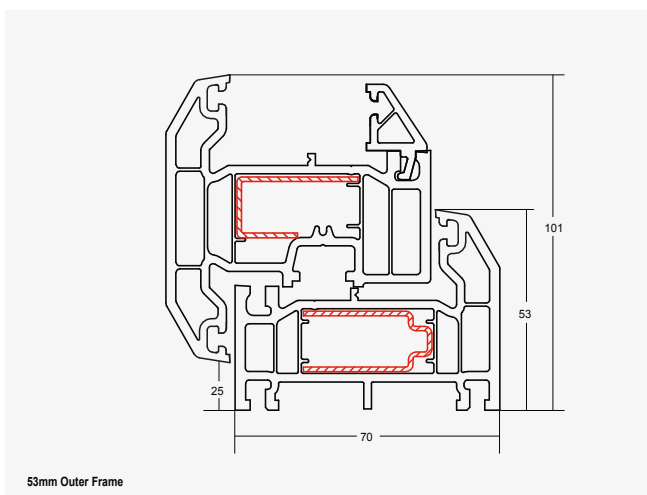
KÖMMERLING 70 is also made of a PVCu that has the greenline label. In other words, no lead has been used to stabilise the PVCu. Instead, an environmentally friendly calcium-zinc based stabiliser has been used. And what happens at the end of its life cycle? The old window components are used to make new ones. Our recycling initiative facilitates a sustainable materials cycle. When the proEnergyTec profiles are filled with a foam, only green propellants are used and so during the recycling process, the foam and PVC can be cleanly separated from each other.



O70 OVOLO PROFILE



C70 CHAMFERED PROFILE





Our windows have been designed to offer the highest levels of security. With over 1 million burglaries or attempted burglaries each year in the UK, it's important to make your home secure and we're here to help.

All our C70 and O70 windows have multi-point locking systems and lockable handles.





TILT & TURN WINDOWS

Tilt and turn windows form the vast majority of PVCu window sales in Europe and KÖMMERLING has proven to be a market leader in this type of window development with cutting edge technologies. These windows can be cleaned from the inside, yet also offer a clever tilting function for perfect ventilation. They are also highly secure and offer the same impressive levels of energy efficiency and sound reduction as the C70 and O70 casement windows, along with an impressive range of colours and woodgrains.

For difficult to reach windows in kitchens and bathrooms, the tilt and turn window is a practical alternative to the outward opening casement window.

KEY FEATURES

Application	Domestic / Commercial
Profile Sash	Ovolo/Chamfered
Security	Multi-point locking, Inline locking handle as standard
Frame depth	70mm
U Value	1.2 -1.4 w/m ² k
Max o/a width	1300mm
Max o/a height	1900mm
Max weight	100kg
WER	A - C
Add ons	15mm, 25mm, 50mm
Bead	Internal
Cills	85mm, 150mm, 180mm
Glazing	DG 28mm / TG 36mm
Astragal Bar	18mm



10 Year
Guarantee



Made In
Britain



Energy
Efficient



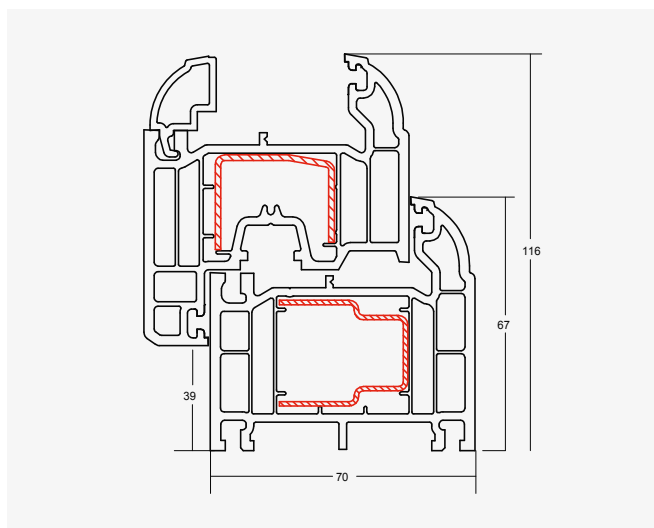
Strong &
Secure




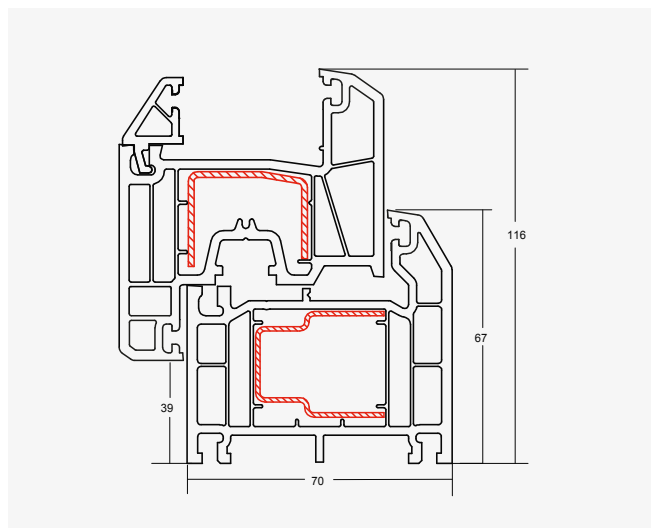
SBD
Accredited



O70 OVOLO PROFILE



C70 CHAMFERED PROFILE





PVCu PANEL DOORS

We're all proud of our homes and the decision to invest in windows and doors is an important one.

Beautiful looks, lasting performance, high security and energy efficiency are the key ingredients in our products.

KÖMMERLING been sensitive to the environment for many years and that includes our unique greenline, lead free compound, that's inherent in all of our window and door systems.

KEY FEATURES

Application	Domestic / Commercial
Profile Sash	O70 / C70
Security	Ultion (diamond accredited) Cylinder as standard - multi-point locking
Profile Width	70mm
U Value	1.2 -1.4 w/m²k
Single Max Width	1000mm
Single Max Height	2200mm
Double Max Width	2000mm
Double Max Height	2200mm
Glazing	DG 28mm / TG 36mm
Add ons	15mm, 25mm, 50mm
Bead	Internal
Thresholds	57mm, 67mm, 15mm Aluminium
Cills	85mm, 150mm, 180mm
Glazing	DG 28mm / TG 36mm



10 Year Guarantee



Made In Britain



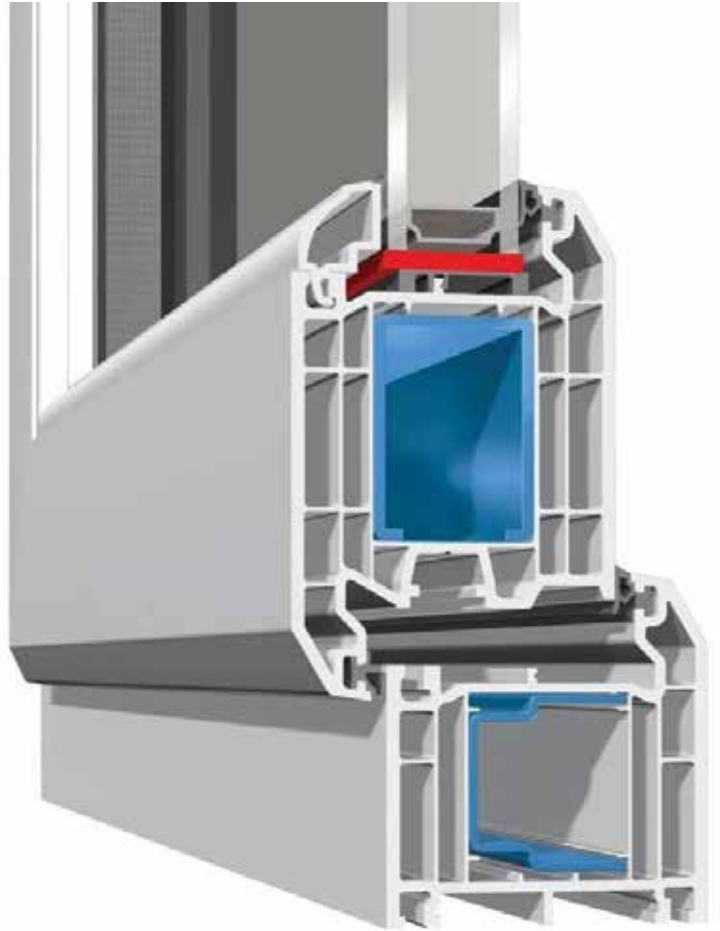
Energy Efficient



Strong & Secure



SBD Accredited

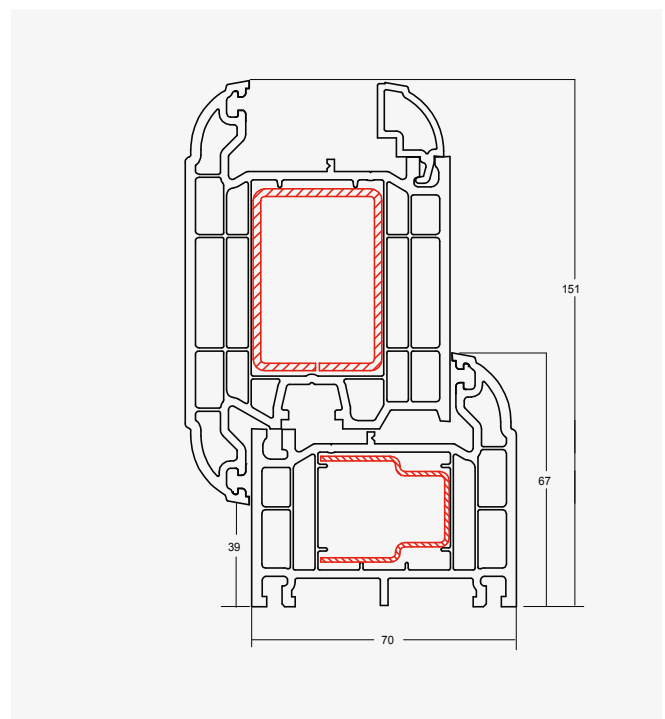
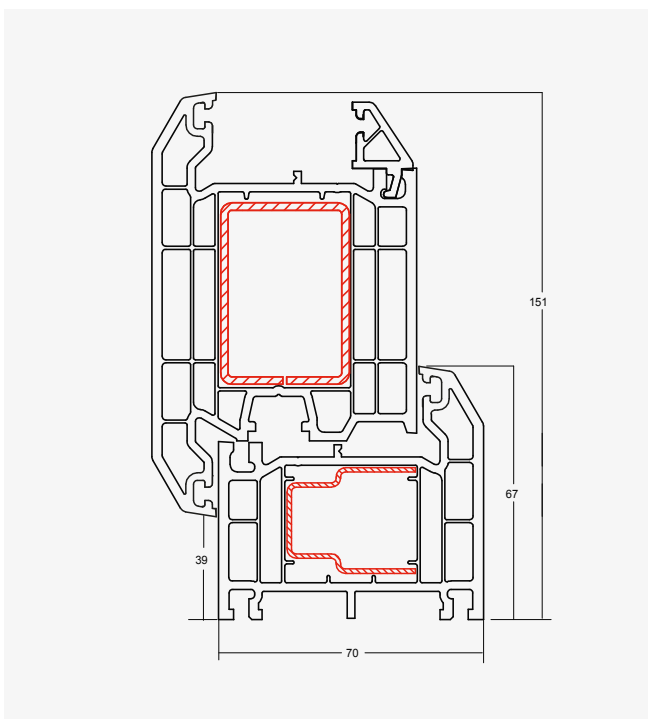


Our KÖMMERLING 70 window and door system helps you to fulfil your need for a light enriched living environment with a well ventilated atmosphere. It also makes optimum use of sunlight to reduce heating costs, even when the outdoor temperature is cold.



C70 CHAMFERED PROFILE

O70 OVOLO PROFILE



FRENCH DOORS

French Doors are available in both C70 and O70 profile to seamlessly match your Kömmerling windows, and are available in the same range of stunning colours

They offer excellent intrusion protection with PAS 24 and Ultion high security 3 diamond rated cylinders as standard. Incorporating maximum steel reinforcement and weldable corner joints for high stability. All French doors have a wide range of standard and low threshold options available.

With superior protection against wind and rain and very high heat insulation.

KEY FEATURES

Application	Domestic / Commercial
Profile Sash	O70 / C70
Security	Ultion (diamond accredited) Cylinder as standard - multi-point locking
Profile Width	70mm
U Value	1.2 - 1.4 w/m ² k
Single Max Width	1000mm
Single Max Height	2200mm
Double Max Width	2000mm
Double Max Height	2200mm
Glazing	DG 28mm / TG 36mm
Add ons	15mm, 25mm, 50mm
Bead	Internal
Thresholds	57mm, 67mm, 15mm Aluminium
Cills	85mm, 150mm, 180mm
Glazing	DG 28mm / TG 36mm



10 Year
Guarantee



Made In
Britain



Energy
Efficient



Strong &
Secure



SBD
Accredited



Multi-point locking system



Full range of foil colours available



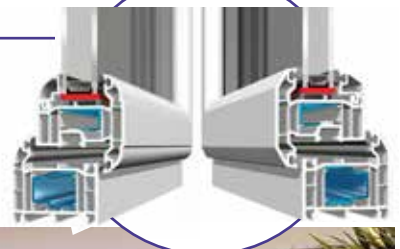
Double & triple glazing options



WER Rating of A - C



Ultion as standard



O70 sculptured or C70 chamfered





FLUSH SASH WINDOWS

Our flush sash window inside and out is packed with heritage features offering consumers the benefit of high performance PVCu window design with the detailing of yesteryear. A wide range of period inspired finishes help transform the overall appeal with the added benefit of tear drop or monkey tail handles in a number of finishes. Other features include a plant on Georgian bar and the opening sash itself is one of the most energy efficient and well-designed in it's class.

Window design has evolved in recent years, with more use of large openings, helping to accommodate larger areas of glass that can be achieved particularly well with the KOMMERLING Flush Sash. Large side openers and fixed lights offer perfect window symmetry and the maximum passage of light. These windows also offer perfect architectural appeal, whatever the property and location.

KEY FEATURES	
Application	Domestic
Profile Sash	Chamfered
Security	Multi-point locking espag, Inline locking handle as standard
Frame depth	70mm
U Value	1.2 - 1.4 w/m²k
SH Max o/a width	850mm
SH Max o/a height	1450mm
TH Max o/a width	1200mm
TH Max o/a height	1000mm
WER	A - C
Add ons	15mm, 25mm, 50mm
Bead	Internal
Cills	85mm, 150mm, 180mm
Glazing	DG 28mm / TG 40mm
Astragal Bar	18mm



10 Year Guarantee



Made In Britain



Energy Efficient



Strong & Secure




SBD Accredited



Multi-point locking espag




Full range of foil colours available



Double & triple glazing options



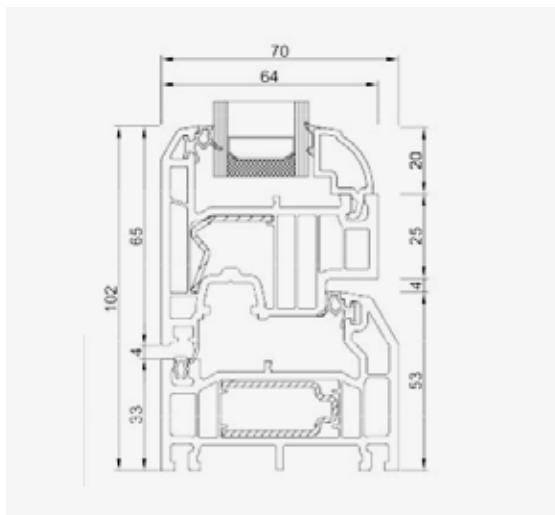
WER Rating of A - C



Slim Inline locking handle



Chamfered Profile



Fully welded joint
Flush fitted fully welded sashes as standard













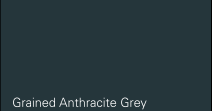



STAND OUT WITH COLOUR

As an PVCu installer, it's important you offer a wide selection of colour options that appeal to every audience. Some property owners want to add a unique touch to their home. We can offer a range of foiled profiles including: Golden Oak, White, Rosewood, Black Brown, Cream, Irish oak, Anthracite grey and Chartwell green.

SINGLE AND DUAL COLOUR

With so many different options available, there is a colour to suit every project, every property and every personal taste. We offer dual colour on all our PVCu products for the best of both worlds, matching both the inside and the outside of a property.

 Flat White - PVCu	 Golden Oak	 Black/Brown	 Cream
 Flat Ivory	 Rosewood	 Smooth Slate Grey	 Painswick (Agate Grey)
 White Ash	 Chartwell Green	 Grained Anthracite Grey	 Irish Oak

YOUR DOOR LOCKS MAY BE AT RISK

See how quickly locked doors can be opened

The first thing you want from a door is to keep the bad guys out. You will be surprised how quickly locked doors open when a standard lock is used



ULTION | ★★★ PLUS

Ultion is still snap secure with the key in the inside of the lock

It's something we all do, we lock the door and leave the key in the lock on the inside. Even with the most snap secure locks leaving the key in the lock can completely remove any snap protection you thought you had.

Ultion Benefits

- 11 Pins
- 8 Drill defences
- 25% Denser than iron
- Lockdown mode! Hidden locks engage when attacked
- Bump safe
- Tested by Locksmiths
- Secured by Design
- Approved by the Police

Ultion has passed all major British standards test for security. Ultion meets the highest TS007 standard (3 star) without needing to be bolstered with support of cylinder protectors or extra secure door handles. Sold Secure Diamond is a test developed in conjunction with The Master Locksmith Association. Test's designed by locksmiths.

**IF AN INTRUDER
BURGLES YOUR HOME
BY SNAPPING ULTION
WE PAY YOU £2000**

*"73% of burglaries are
through the door"*

Statistic from the Office of National Statistics

ENERGY SAVING & GLOBAL WARMING EXPLAINED...

...an issue that effects us all

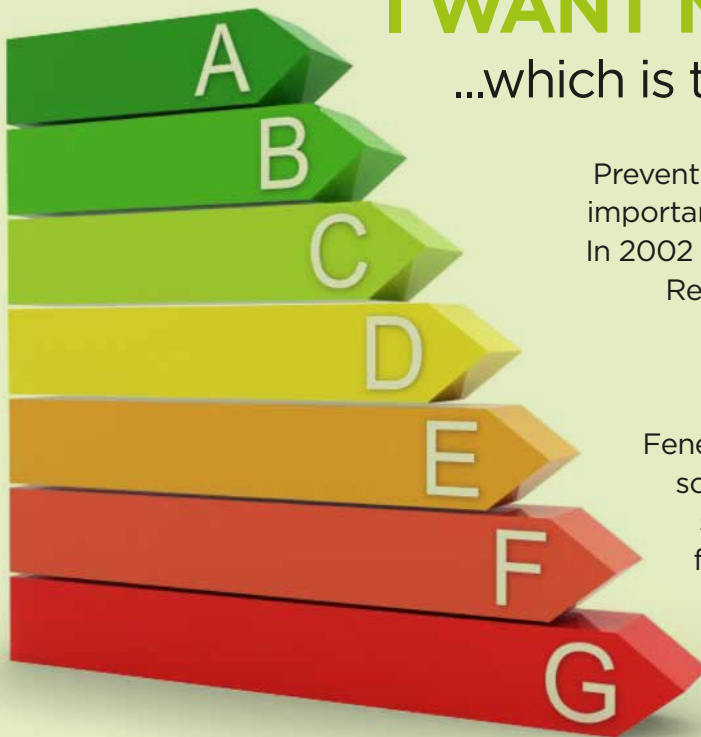
“Almost half the CO2 emissions in the UK are produced by lighting, heating or cooling our homes and offices”

All our Kömmerling windows are “A Rated” as Standard

In 1997 thirty eight industrialised nations from across the world established and signed The Kyoto Agreement. The main aim of the agreement was to combat Global Warming by ensuring that members of the agreement reduce the amount of carbon emissions or greenhouse gasses. Each member was given an individual target they MUST achieve by the year 2012. The UK agreed to reduce it's emissions by 12.5%. To achieve this the government is introducing numerous green policies

I WANT NEW WINDOWS...

...which is the best choice I can make?



Prevention of heat loss from buildings is an extremely important way of helping to reduce carbon emissions. In 2002 the government revised Part L of the Building Regulations which sets the standards for energy efficiency in buildings.

More recent developments include the British Fenestration Rating Council (BFRC) energy rating scheme for windows. This is modeled on similar systems already in operation on items such as fridges or washing machines. The BFRC rating simply and effectively assesses the energy performance of a window. They are rated using an A to G scale on the basis of their total energy efficiency.

An A-rated window is more energy efficient than a G-rated window. Windows with a rating of A to C are entitled to apply for and use the prestigious government backed Energy Saving Recommended logo.



“It is now legal requirement to have at least C rated windows, but you wouldn't buy a washing machine or a fridge with anything less than an A Rating now would you”



UPVC WINDOWS SETS THE STANDARD FOR ENERGY EFFICIENCY

A lot of companies talk the talk regarding energy efficiency, but we walk the walk as well.

As a long-standing Kommerling supplier, our five chambered lead free uPVC windows sets the standard for energy efficiency.

For your customers energy efficient double glazing means they can save in the region over £100 each year on their energy bills, which at a time of rising commodity and fuel prices is a huge selling point. So it pays to choose a supplier of the most highly energy efficient windows and doors

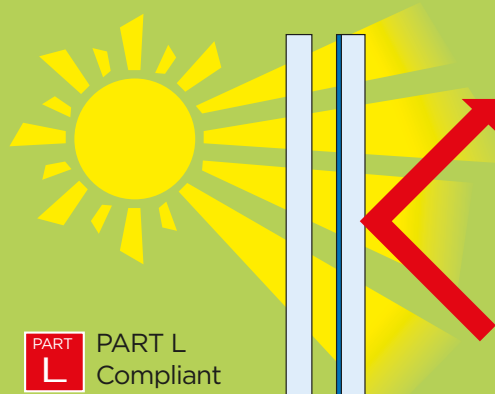
You will be familiar with our industry's window energy rating scheme which checks the energy efficiency of windows, with 'A' rating being the highest achievable score. We are proud to offer 'A' and 'B' rated windows which demonstrates our commitment to helping you give your customers the best.

And along with reduced bills, energy saving double glazing will keep your customers home's warmer and give them a more relaxing living space as it will reduce draughts and eliminate outside noise.

Whole Window U-Value
1.2-1.4 Wm²K

OUTSIDE

INSIDE



Our Window utilises energy efficient glass, this has a special coating that is designed to reflect heat back. This helps reduce energy loss even further allowing us to achieve the ultra low U-value of 1.2 - 1.4 Wm²K

What is a U-Value

A U-value is the measurement of which heat is lost through a material. The lower the heat loss through a material the lower the energy wasted and the lower the U-value.

